

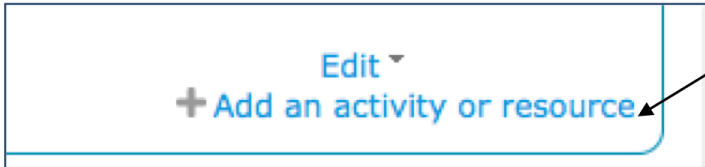
How to set up a discussion forum in your iLearn course area



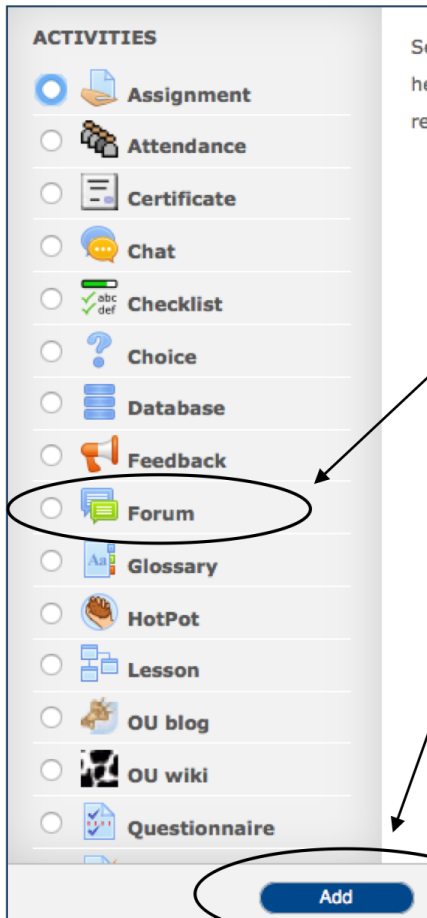
The Camden College

1. Open your course area & turn editing on

Turn editing on

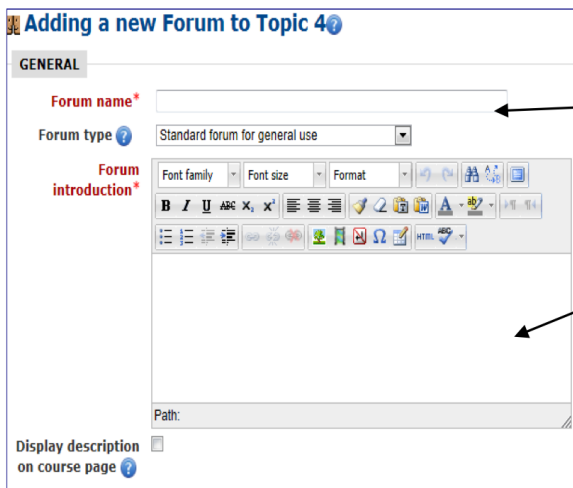


2. In the session you would like to add the forum, click **Add an activity or resource** to reveal the menu, and then choose **Forum**.



3. Choose the **Forum** option and then click **Add**.

PTO



3. Give your forum a descriptive name.

Give an introduction or description – this could include some guidelines for the discussion activity.

You may also wish to remind your students about their 'group contract', which includes communication beyond the class room.

4. Scroll to the bottom and click save changes

Save changes